



COLLEGE OF ARTS AND SCIENCES FACULTY

Emeriti



1.78
 2003
 1.3
 1.78
 1.78
 1.1
 1.1
 2002
 1.5
 1.4
 1.2
 1.2
 1.1
 1.78
 1.78
 1.4
 1.1
 1.2
 2002
 2001

54.8 7.8 0.025 0.024 (1.24) 5 21.5(1.2) 1.1(1.1) 12.1 2.02



1. ...
 2. ...
 3. ...
 4. ...
 5. ...

Spectrum Health, Grand Rapids

1. ...
 2. ...
 3. ...
 4. ...
 5. ...
 6. ...
 7. ...
 8. ...
 9. ...
 10. ...
 11. ...
 12. ...

**Adjunct Clinical Professors of Clinical Laboratory Sciences
 Eliza Coffey Memorial Hospital**

1. ...
 2. ...
 3. ...
 4. ...
 5. ...
 6. ...
 7. ...

Adventist Health System, Midwest Region—Hinsdale Hospital

1. ...
 2. ...
 3. ...

1. ()
2. ()

South Bend Medical Foundation

1. ()
2. ()
3. ()
4. ()
5. ()
6. ()
7. ()
8. ()
9. ()
10. ()
11. ()
12. ()
13. ()
14. ()
15. ()
16. ()
17. ()
18. ()
19. ()
20. ()
21. ()
22. ()
23. ()
24. ()
25. ()
26. ()
27. ()
28. ()
29. ()
30. ()
31. ()
32. ()
33. ()
34. ()
35. ()
36. ()
37. ()
38. ()
39. ()
40. ()
41. ()
42. ()
43. ()
44. ()
45. ()
46. ()
47. ()
48. ()
49. ()
50. ()
51. ()
52. ()
53. ()
54. ()
55. ()
56. ()
57. ()
58. ()
59. ()
60. ()
61. ()
62. ()
63. ()
64. ()
65. ()
66. ()
67. ()
68. ()
69. ()
70. ()
71. ()
72. ()
73. ()
74. ()
75. ()
76. ()
77. ()
78. ()
79. ()
80. ()
81. ()
82. ()
83. ()
84. ()
85. ()
86. ()
87. ()
88. ()
89. ()
90. ()
91. ()
92. ()
93. ()
94. ()
95. ()
96. ()
97. ()
98. ()
99. ()
100. ()

St. John's Health Systems

1. ()
2. ()
3. ()

[Illegible text in left column]

[Illegible text in top right column]

Curricula Coordinators

Pre-Professional Curricula

[Illegible text in middle right column]

Associate Degree Curricula

[Illegible text in bottom right column]

Education

[Illegible text at bottom right]

Adjunct Professors

1. [Illegible]

2. [Illegible]

Part-Time Faculty

Adjunct Professors

&

&

&

&

&

&

&


&

&

&

&

&



Adjunct Professors ()

Adjunct Professors

Adjunct Professors ()